



RESILIENT
RIGID CORE
Flooring

THE *Coastal* COLLECTION

THE *Woodland* COLLECTION

www.buildsolstone.com



RESILIENT RIGID CORE FLOORING

Resilient Rigid Core flooring offers a combination of durability, water resistance, stability, easy maintenance, and aesthetic appeal. It is a practical and versatile flooring option suitable for various residential and commercial spaces.



**EASY TO
INSTALL**



**UNIQUE PLANK
PATTERN VARIATION**



**EASY TO
CLEAN**



**ACOUSTIC
PROPERTIES**



**SCRATCH &
STAIN RESISTANT**



**QUALITY
CONTROLLED**



**WATERPROOF
MATERIAL**



**FLAME
RETARDANT**



**NO UV
DISCOLORATION**



**NON-TOXIC
MATERIAL**



**FLOOR SCORE
CERTIFIED**



APPLICATIONS



RESIDENTIAL



MULTIFAMILY



COMMERCIAL



HOSPITALITY

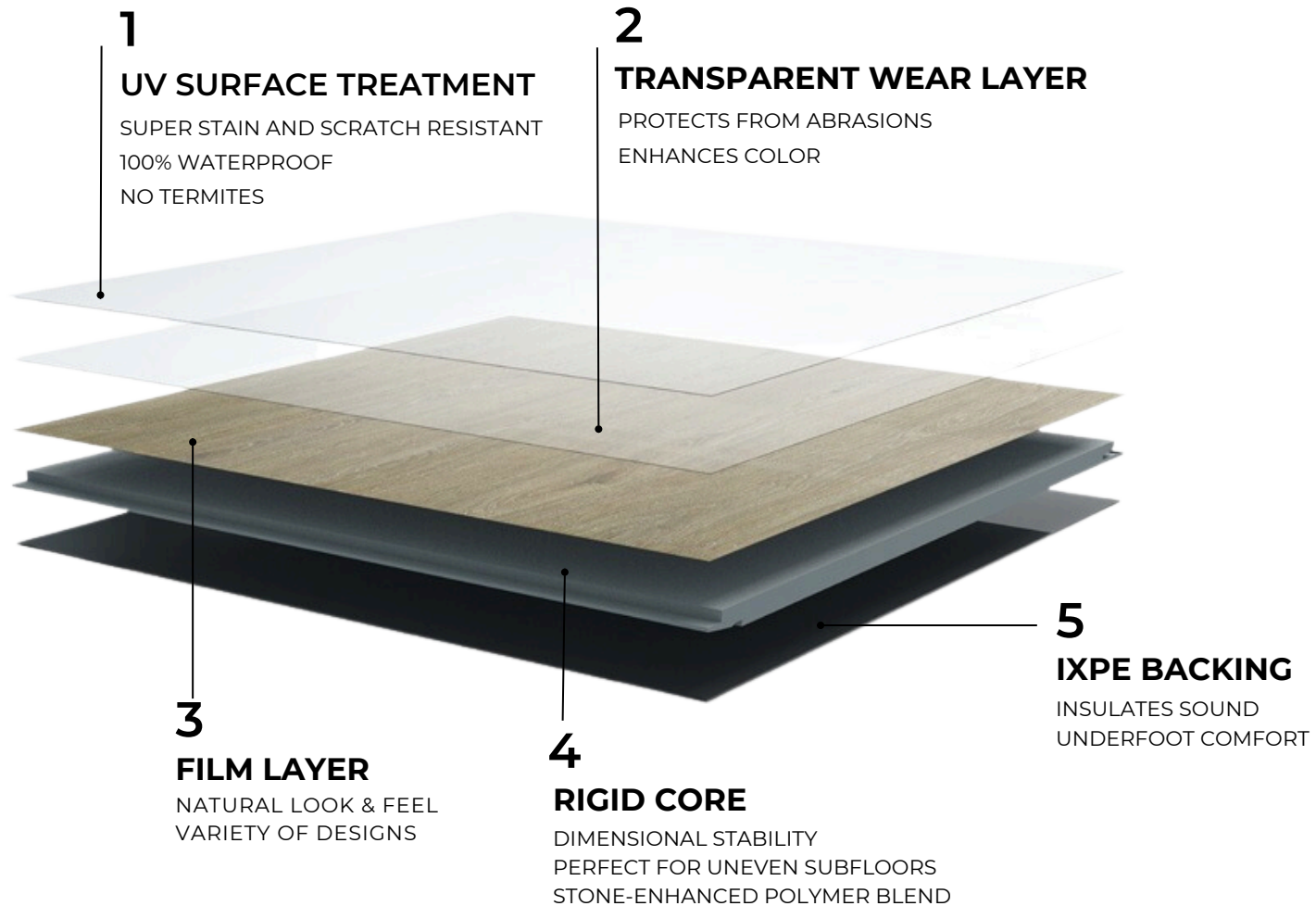


INSTITUTIONAL



Scan to view
flooring on our
website

THE LAYERS OF RESILIENT FLOORING





THE GRA-MATT™ FINISH


The Perfect Balance of Style and Durability

Featured on colors Vanderbilt & Navarre

WHAT IS GRA-MATT™?

The Gra-Matt™ finish combines a modern matte aesthetic with the subtle texture of a granular surface, offering a timeless look that enhances the natural beauty of any space.

Say hello to even color and goodbye to harsh glares with the Gra-Matt™ finish!



Standard Finish

Gra-Matt™ Finish



Avoid Light Pollution

The Gra-Matt™ finish gives an excellent super matte effect and avoids glares on the eyes.



Super Matte Gloss Consistency

Natural, well balanced, and consistent gloss levels in different view angles, whether facing towards or against the light.



Authentic Appearance / Feeling of Wood

The Gra-Matt™ finish makes the floor visually closer to real wood, avoiding the plastic feeling brought by high gloss options.



Enhanced Durability

The textured granular surface resists scratches and wear, making it ideal for high-traffic areas like kitchens, living rooms, and commercial spaces.



Easy Maintenance

Unlike high-gloss finishes that highlight fingerprints and smudges, the Gra-Matt™ finish masks everyday marks, making cleaning effortless.



Slip-Resistant

The added texture enhances grip, providing a safer option for homes with kids, pets, or elderly occupants.




Chemical Permiation Resistance

Dense protective layer prevents chemical solvent permeation, such as acetone, nitric acid, bleaching agents, etc. No traces left on the surface after wiping.

RESILIENT RIGID CORE FLOORING

The Superior Choice

RIGID CORE



✓ STONE COMPOSITE CORE
(RIGID & STURDY)

✓ 100% WATERPROOF

✓ HIGH DURABILITY

✓ CAN BE INSTALLED OVER
ROUGH/UNEVEN SUBFLOOR



VINYL PLANK



✗ PVC CORE
(FLEXIBLE & SOFT)

✗ WATER RESISTANT

✗ LOW DURABILITY

✗ MUST INSTALL OVER
FLAT/EVEN SUBFLOOR



SPECIFICATIONS

THE *Woodland* COLLECTION

Core:	Rigid Core SPC	Rigid Core SPC
Plank Size:	7" x 48"	7" x 48"
Overall Thickness:	5.0mm	6.0mm
Wear Layer:	12mil	20mil
Edge:	Micro Bevel	Micro Bevel
Installation:	Valinage 2G Locking System	Valinage 2G Locking System
Attached Pad:	1.0mm IXPE	1.0mm IXPE
Finish:	Embossed/UV Coating	Embossed/UV Coating
Carton Quantity:	28.05 sqft	18.70 sqft
Application:	Residential/Commercial	Residential/Commercial
Residential Warranty:	20 years	30 years
Commercial Warranty:	10 years	10 years

THE *Coastal* COLLECTION

Core:	Rigid Core SPC	Rigid Core SPC
Plank Size:	7" x 48"	7" x 48"
Overall Thickness:	5.2mm	6.0mm
Wear Layer:	12mil	20mil
Edge:	Micro Bevel	Micro Bevel
Installation:	Uniclic Locking System	Uniclic Locking System
Attached Pad:	1.0mm IXPE	1.0mm IXPE
Finish:	Embossed/UV Coating	Embossed/UV Coating
Carton Quantity:	28.36 sqft	18.91 sqft
Application:	Residential/Commercial	Residential/Commercial
Residential Warranty:	20 years	30 years
Commercial Warranty:	10 years	10 years

THE *Coastal* COLLECTION GRA-MATT™

Core:	Rigid Core SPC	Rigid Core SPC
Plank Size:	7" x 48"	7" x 48"
Overall Thickness:	5.2mm	6.0mm
Wear Layer:	12mil	20mil
Edge:	Matte Bevel	Matte Bevel
Installation:	Uniclic Locking System	Uniclic Locking System
Attached Pad:	1.0mm IXPE	1.0mm IXPE
Finish:	Gra-Matt/UV Coating	Gra-Matt/UV Coating
Carton Quantity:	28.36 sqft	18.91 sqft
Application:	Residential/Commercial	Residential/Commercial
Residential Warranty:	20 years	30 years
Commercial Warranty:	10 years	10 years



FLOOR MOLDINGS & TRANSITION STRIPS

AVELINE



COLHOUN



MONTEVERDE



WHISTMAN



CAPTIVA



DESOTO



NAVARRE



VANDERBILT



BAHIA



MADEIRA



SANIBEL



TIGERTAIL



QUARTER ROUND

Helps cover imperfections and gaps between the base trim and the floor.



STAIRNOSE

Acts as stair edge, fitting over the front of a stair tread & protecting the edge of the tread from wear.



T-MOLDING

Commonly used in doorways to join flooring in adjoining rooms.



REDUCER

Used when two floors of different thicknesses meet.



Vanderbilt

THE COASTAL COLLECTION
Gra-Matt™ Finish



Vanderbilt

AVAILABLE IN
12mil & 20mil

Gra-Matt™ Finish



VANDERBILT PLANKS

5 UNIQUE PATTERN VARIATIONS





Navarre

THE COASTAL COLLECTION
Gra-Matt™ Finish



Navarre

AVAILABLE IN
12mil & 20mil

Gra-Matt™ Finish



NAVARRE PLANKS

5 UNIQUE PATTERN VARIATIONS



E




D



C



B



A



Madeira

THE COASTAL COLLECTION





Madeira

AVAILABLE IN
12mil & 20mil



MADEIRA PLANKS

5 UNIQUE PATTERN VARIATIONS





Dexoto

THE COASTAL COLLECTION





Desoto

AVAILABLE IN
12mil & 20mil



DESOTO PLANKS

5 UNIQUE PATTERN VARIATIONS





Tigertail

THE COASTAL COLLECTION



Tigertail

AVAILABLE IN
12mil & 20mil



TIGERTAIL PLANKS

5 UNIQUE PATTERN VARIATIONS





Captiva

THE COASTAL COLLECTION



Captiva

AVAILABLE IN
12mil & 20mil



 CAPTIVA PLANKS

5 UNIQUE PATTERN VARIATIONS





Sanibel

THE COASTAL COLLECTION



Sanibel

AVAILABLE IN
12mil & 20mil



SANIBEL PLANKS

5 UNIQUE PATTERN VARIATIONS





Bahia

THE COASTAL COLLECTION



Bahia


AVAILABLE IN
12mil & 20mil



BAHIA PLANKS



5 UNIQUE PATTERN VARIATIONS





Whistman

THE WOODLAND COLLECTION

Whistman

AVAILABLE IN
12mil & 20mil



WHISTMAN PLANKS



5 UNIQUE PATTERN VARIATIONS



E



D



C



B



A



Monteverde
THE WOODLAND COLLECTION



Monteverde

AVAILABLE IN
12mil & 20mil



MONTEVERDE PLANKS

5 UNIQUE PATTERN VARIATIONS





Aveline

THE WOODLAND COLLECTION



Aveline

AVAILABLE IN
12mil & 20mil



AVELINE PLANKS



5 UNIQUE PATTERN VARIATIONS

A



B



C



D



E





Colhoun

THE WOODLAND COLLECTION



Colhoun

AVAILABLE IN
12mil & 20mil



 COLHOUN PLANKS

5 UNIQUE PATTERN VARIATIONS





SOLSTONE

A DIVISION OF PELICAN INT'L



(727) 388-9895 www.buildsolstone.com

6140 ULMERTON ROAD, CLEARWATER, FL, 33760